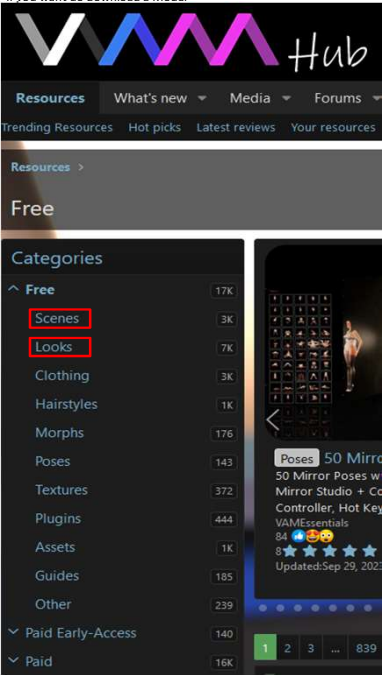


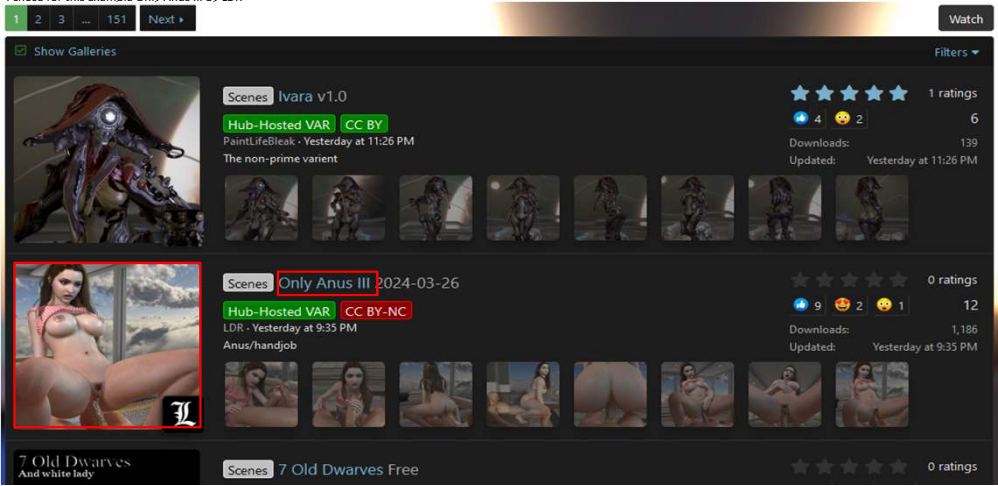
VAM Import and open a scene or a model (look)

First you have to download a scene or a model (look)
You'll find them on the Virt-a-Mate website


Under Categories, open the Menu Free, then select Scenes
if you want do download a scene or click on Looks
if you want do download a Model



In this case i selected Scenes, which now show up on the right side
Click now on the image or the title of the scene you want to download
I chose for this example Only Anus III by LDR



On the top, you'll find on the right side a download Button, this is where you download the main scene itself
Then you open Dependencies



Under dependencies you'll find a lot of Files which are needed to make the scene work properly. This is about Furniture, Rooms, Plugins, etc.
So you just need to download all the Var Files

Overview
Dependencies (35)
History
Discussion

Direct Dependencies

Package Name

License

Tier

Download Link

AcidBubbles.Embody.57

CC BY-SA

1

Download

AcidBubbles.Glance.20

CC BY-SA

1

Download

AcidBubbles.SpawnPoint.5

CC BY-SA

1

Download

AcidBubbles.Timeline.274

CC BY-SA

1

Download

AcidBubbles.Utilities.6

CC BY-SA

1

Download

AshAuryn.Expressions.latest

CC BY

1

Download

CheesyFX.FreeTheLegs.4

CC BY-SA

1

Download

dub.AudioMate.11

CC BY

1

Download

everlaster.FloatParamRandomizerEE.2

CC BY-SA

1

Download

everlaster.Lumination.1

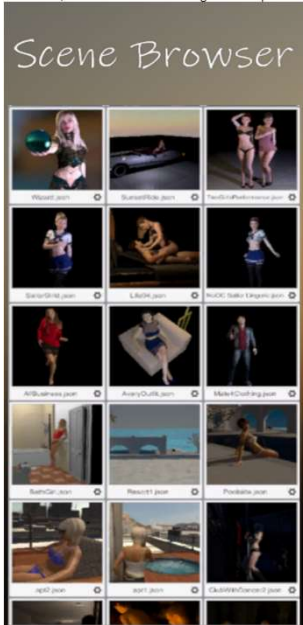
CC BY-SA

1

Download

After this is done, put all the downloaded Var files in your AddonPackages Folder in your Virt-a-Mate\Prog Folder

After that, start the Virt-a-Mate Program and open the Scene Browser



The scene will now show up in scene browser, just click on it to open it.
You can type a text in the search fiel in the right upper corner, and only scenes matching to this text will show up

You also can click on the Settings Button I mark a scene or look as Favorite, Hide it or Use As Template
If you activate Show Hidden on the top, scenes which are marked as hidden will show up in the Scene Browser, otherwise they are hidden
If you activate Only Favorites on the top, only scenes which are marked as Favorite will show up in the Browser.

Select Scene To Load

Show Hidden

Only Favorites

Sort By

New To Old

only anus

Only Anus III

LDR_Only_Anus_III.1;Saves/scene/Only Anus III.json

Use As Template

Hide

Favorite

Only Anus III

For Models (Looks) it is the exact same process, download on the Virt a Mate Website the Model (look) with the main download Button, download the Dependencies, put them in your Addonpackage Folder
Start VAM, open the Scene Browser and they will show up there.